



Yearly Status Report - 2019-2020

Part A

Data of the Institution

1. Name of the Institution	UNION CHRISTIAN TRAINING COLLEGE
Name of the head of the Institution	DR SASIM KABIRAJ THAKUR
Designation	Principal
Does the Institution function from own campus	Yes
Phone no/Alternate Phone no.	03482250254
Mobile no.	9932886234
Registered Email	principaluctc@rediffmail.com
Alternate Email	uctcbcd@gmail.com
Address	107 netaji road p.o
City/Town	BERHAMPORE
State/UT	West Bengal
Pincode	742101

2. Institutional Status

Affiliated / Constituent	Affiliated
Type of Institution	Co-education
Location	Urban
Financial Status	state
Name of the IQAC co-ordinator/Director	Dr Gopal Chandra Pal
Phone no/Alternate Phone no.	03482250254
Mobile no.	9475021971
Registered Email	gopalch1971@gmail.com
Alternate Email	principaluctc@rediffmail.com

3. Website Address

Web-link of the AQAR: (Previous Academic Year)	http://www.uctcollege.org
4. Whether Academic Calendar prepared during the year	No

5. Accreditation Details

Cycle	Grade	CGPA	Year of Accreditation	Validity	
				Period From	Period To
1	B	2.72	2009	15-Jun-2009	14-Jun-2014
2	B+	2.57	2016	16-Sep-2016	15-Sep-2021

6. Date of Establishment of IQAC	12-Sep-2009
----------------------------------	-------------

7. Internal Quality Assurance System

Quality initiatives by IQAC during the year for promoting quality culture		
Item /Title of the quality initiative by IQAC	Date & Duration	Number of participants/ beneficiaries
WBCIPE MEET	07-Jan-2019 2	47
View File		

8. Provide the list of funds by Central/ State Government- UGC/CSIR/DST/DBT/ICMR/TEQIP/World Bank/CPE of UGC etc.

Institution/Department/Faculty	Scheme	Funding Agency	Year of award with duration	Amount
UNION CHRISTIAN TRAINING COLLEGE	DEVELOPMENT GRANT	UGC	2014 1825	300000
View File				

9. Whether composition of IQAC as per latest NAAC guidelines:

No

Upload latest notification of formation of IQAC

No Files Uploaded !!!

10. Number of IQAC meetings held during the year :

3

The minutes of IQAC meeting and compliances to the decisions have been uploaded on the institutional website

No

Upload the minutes of meeting and action taken report

No Files Uploaded !!!

11. Whether IQAC received funding from any of the funding agency to support its activities during the year?

No

12. Significant contributions made by IQAC during the current year(maximum five bullets)

1. IQAC OPENED POST GRADUATED COURSES IN EDUCATION UNDER THE UNIVERSITY OF KALYANI . 2. IQAN TRIED TO OPEN NSS IN THE COLLEGE CAMPUS AN HAS APPLIED TO KALYANI UNIVERSITY TO OPEN THE NSS IN OUR CAMPUS. 3. THE IQAC HAS BECOME SUCCESSFUL TO OPEN DIPLOMA IN YOGA EDUCATION, UNDER NSOU THROUGH DISTANCE MODE WITH 30 INTAKE CAPACITY.THIS COURSE IS AN ADDON COURSE.

No Files Uploaded !!!

13. Plan of action chalked out by the IQAC in the beginning of the academic year towards Quality Enhancement and outcome achieved by the end of the academic year

Plan of Action	Achivements/Outcomes
ICT based teaching learning environment	Reflection is found on University result
Preparing college research committee	Most of the faculty members received minor research projects
Value based education	New building Semi automated library
Total development	Wi-fi campus
View File	

14. Whether AQAR was placed before statutory body ?	No
15. Whether NAAC/or any other accredited body(s) visited IQAC or interacted with it to assess the functioning ?	No
16. Whether institutional data submitted to AISHE:	Yes
Year of Submission	2020
Date of Submission	02-Jan-2020
17. Does the Institution have Management Information System ?	No

Part B

CRITERION I – CURRICULAR ASPECTS

1.1 – Curriculum Planning and Implementation

1.1.1 – Institution has the mechanism for well planned curriculum delivery and documentation. Explain in 500 words

THE WEST BENGAL UNIVERSITY OF TEACHERS TRAINING EDUCATION PLANNING & ADMINISTRATION , THE AFFILIATING BODY MAKES THE SYLLABUS AND CURRICULAM OF THE AIDED COLLEGES.THE COLLEGE IS BOUND TO OBEY THE SYLLABUS AND CURRICULAM AS ENVISAGED BY THE UNIVERSITY.

1.1.2 – Certificate/ Diploma Courses introduced during the academic year

Certificate	Diploma Courses	Dates of Introduction	Duration	Focus on employ ability/entrepreneurship	Skill Development
No Data Entered/Not Applicable !!!					

1.2 – Academic Flexibility

1.2.1 – New programmes/courses introduced during the academic year

Programme/Course	Programme Specialization	Dates of Introduction
No Data Entered/Not Applicable !!!		
No file uploaded.		

1.2.2 – Programmes in which Choice Based Credit System (CBCS)/Elective course system implemented at the affiliated Colleges (if applicable) during the academic year.

Name of programmes adopting CBCS	Programme Specialization	Date of implementation of CBCS/Elective Course System
No Data Entered/Not Applicable !!!		

1.2.3 – Students enrolled in Certificate/ Diploma Courses introduced during the year

	Certificate	Diploma Course
No Data Entered/Not Applicable !!!		

1.3 – Curriculum Enrichment

1.3.1 – Value-added courses imparting transferable and life skills offered during the year

Value Added Courses	Date of Introduction	Number of Students Enrolled
No Data Entered/Not Applicable !!!		
No file uploaded.		

1.3.2 – Field Projects / Internships under taken during the year

Project/Programme Title	Programme Specialization	No. of students enrolled for Field Projects / Internships
No Data Entered/Not Applicable !!!		
No file uploaded.		

1.4 – Feedback System

1.4.1 – Whether structured feedback received from all the stakeholders.

Students	Yes
Teachers	Yes
Employers	No
Alumni	Yes
Parents	No

1.4.2 – How the feedback obtained is being analyzed and utilized for overall development of the institution? (maximum 500 words)

Feedback Obtained
FEEDBACK IS ANALYZED IN A CUMULIATIVE FORM.

CRITERION II – TEACHING- LEARNING AND EVALUATION

2.1 – Student Enrolment and Profile

2.1.1 – Demand Ratio during the year

Name of the Programme	Programme Specialization	Number of seats available	Number of Application received	Students Enrolled
No Data Entered/Not Applicable !!!				
No file uploaded.				

2.2 – Catering to Student Diversity

2.2.1 – Student - Full time teacher ratio (current year data)

Year	Number of students enrolled in the institution (UG)	Number of students enrolled in the institution (PG)	Number of fulltime teachers available in the institution teaching only UG courses	Number of fulltime teachers available in the institution teaching only PG courses	Number of teachers teaching both UG and PG courses
2019	250	Nil	22	Nil	22

2.3 – Teaching - Learning Process

2.3.1 – Percentage of teachers using ICT for effective teaching with Learning Management Systems (LMS), E-learning resources etc. (current year data)

Number of Teachers on Roll	Number of teachers using	ICT Tools and resources	Number of ICT enabled	Number of smart classrooms	E-resources and techniques used
----------------------------	--------------------------	-------------------------	-----------------------	----------------------------	---------------------------------

	ICT (LMS, e-Resources)	available	Classrooms		
No Data Entered/Not Applicable !!!					
No file uploaded.					
No file uploaded.					

2.3.2 – Students mentoring system available in the institution? Give details. (maximum 500 words)

Number of students enrolled in the institution	Number of fulltime teachers	Mentor : Mentee Ratio
No Data Entered/Not Applicable !!!		

2.4 – Teacher Profile and Quality

2.4.1 – Number of full time teachers appointed during the year

No. of sanctioned positions	No. of filled positions	Vacant positions	Positions filled during the current year	No. of faculty with Ph.D
30	23	7	Nil	14

2.4.2 – Honours and recognition received by teachers (received awards, recognition, fellowships at State, National, International level from Government, recognised bodies during the year)

Year of Award	Name of full time teachers receiving awards from state level, national level, international level	Designation	Name of the award, fellowship, received from Government or recognized bodies
No Data Entered/Not Applicable !!!			
No file uploaded.			

2.5 – Evaluation Process and Reforms

2.5.1 – Number of days from the date of semester-end/ year- end examination till the declaration of results during the year

Programme Name	Programme Code	Semester/ year	Last date of the last semester-end/ year-end examination	Date of declaration of results of semester-end/ year- end examination
BPEd	2	2020-2021	11/12/2020	14/12/2020
BEd	1	2020-2021	16/12/2020	31/12/2020
View File				

2.5.2 – Reforms initiated on Continuous Internal Evaluation(CIE) system at the institutional level (250 words)

yes

2.5.3 – Academic calendar prepared and adhered for conduct of Examination and other related matters (250 words)

University prepared the academic calendar and Exam related matter.
--

2.6 – Student Performance and Learning Outcomes

2.6.1 – Program outcomes, program specific outcomes and course outcomes for all programs offered by the institution are stated and displayed in website of the institution (to provide the weblink)

https://www.uctcollege.org

2.6.2 – Pass percentage of students

Programme Code	Programme Name	Programme Specialization	Number of students appeared in the final year examination	Number of students passed in final year examination	Pass Percentage
2	BPED	PHYSICAL EDUCATION	47	47	100
1	BED	education	194	194	100
View File					

2.7 – Student Satisfaction Survey

2.7.1 – Student Satisfaction Survey (SSS) on overall institutional performance (Institution may design the questionnaire) (results and details be provided as weblink)

<https://www.uctcollege.org>

CRITERION III – RESEARCH, INNOVATIONS AND EXTENSION

3.1 – Resource Mobilization for Research

3.1.1 – Research funds sanctioned and received from various agencies, industry and other organisations

Nature of the Project	Duration	Name of the funding agency	Total grant sanctioned	Amount received during the year
No Data Entered/Not Applicable !!!				
No file uploaded.				

3.2 – Innovation Ecosystem

3.2.1 – Workshops/Seminars Conducted on Intellectual Property Rights (IPR) and Industry-Academia Innovative practices during the year

Title of workshop/seminar	Name of the Dept.	Date
No Data Entered/Not Applicable !!!		

3.2.2 – Awards for Innovation won by Institution/Teachers/Research scholars/Students during the year

Title of the innovation	Name of Awardee	Awarding Agency	Date of award	Category
No Data Entered/Not Applicable !!!				
No file uploaded.				

3.2.3 – No. of Incubation centre created, start-ups incubated on campus during the year

Incubation Center	Name	Sponsored By	Name of the Start-up	Nature of Start-up	Date of Commencement
No Data Entered/Not Applicable !!!					
No file uploaded.					

3.3 – Research Publications and Awards

3.3.1 – Incentive to the teachers who receive recognition/awards

State	National	International
No Data Entered/Not Applicable !!!		

3.3.2 – Ph. Ds awarded during the year (applicable for PG College, Research Center)

Name of the Department	Number of PhD's Awarded
No Data Entered/Not Applicable !!!	

3.3.3 – Research Publications in the Journals notified on UGC website during the year

Type	Department	Number of Publication	Average Impact Factor (if any)
No Data Entered/Not Applicable !!!			
No file uploaded.			

3.3.4 – Books and Chapters in edited Volumes / Books published, and papers in National/International Conference Proceedings per Teacher during the year

Department	Number of Publication
No Data Entered/Not Applicable !!!	
No file uploaded.	

3.3.5 – Bibliometrics of the publications during the last Academic year based on average citation index in Scopus/ Web of Science or PubMed/ Indian Citation Index

Title of the Paper	Name of Author	Title of journal	Year of publication	Citation Index	Institutional affiliation as mentioned in the publication	Number of citations excluding self citation
No Data Entered/Not Applicable !!!						
No file uploaded.						

3.3.6 – h-Index of the Institutional Publications during the year. (based on Scopus/ Web of science)

Title of the Paper	Name of Author	Title of journal	Year of publication	h-index	Number of citations excluding self citation	Institutional affiliation as mentioned in the publication
No Data Entered/Not Applicable !!!						
No file uploaded.						

3.3.7 – Faculty participation in Seminars/Conferences and Symposia during the year :

Number of Faculty	International	National	State	Local
Attended/Seminars/Workshops	2	85	10	Nill
Presented papers	20	30	20	Nill
Resource persons	1	2	10	Nill
View File				

3.4 – Extension Activities

3.4.1 – Number of extension and outreach programmes conducted in collaboration with industry, community and Non- Government Organisations through NSS/NCC/Red cross/Youth Red Cross (YRC) etc., during the year

Title of the activities	Organising unit/agency/ collaborating agency	Number of teachers participated in such activities	Number of students participated in such activities
No Data Entered/Not Applicable !!!			
No file uploaded.			

3.4.2 – Awards and recognition received for extension activities from Government and other recognized bodies during the year

Name of the activity	Award/Recognition	Awarding Bodies	Number of students Benefited
No Data Entered/Not Applicable !!!			
No file uploaded.			

3.4.3 – Students participating in extension activities with Government Organisations, Non-Government Organisations and programmes such as Swachh Bharat, Aids Awareness, Gender Issue, etc. during the year

Name of the scheme	Organising unit/Agency/collaborating agency	Name of the activity	Number of teachers participated in such activities	Number of students participated in such activities
No Data Entered/Not Applicable !!!				
No file uploaded.				

3.5 – Collaborations

3.5.1 – Number of Collaborative activities for research, faculty exchange, student exchange during the year

Nature of activity	Participant	Source of financial support	Duration
No Data Entered/Not Applicable !!!			
No file uploaded.			

3.5.2 – Linkages with institutions/industries for internship, on-the- job training, project work, sharing of research facilities etc. during the year

Nature of linkage	Title of the linkage	Name of the partnering institution/ industry /research lab with contact details	Duration From	Duration To	Participant
No Data Entered/Not Applicable !!!					
No file uploaded.					

3.5.3 – MoUs signed with institutions of national, international importance, other universities, industries, corporate houses etc. during the year

Organisation	Date of MoU signed	Purpose/Activities	Number of students/teachers participated under MoUs
No Data Entered/Not Applicable !!!			
No file uploaded.			

CRITERION IV – INFRASTRUCTURE AND LEARNING RESOURCES

4.1 – Physical Facilities

4.1.1 – Budget allocation, excluding salary for infrastructure augmentation during the year

Budget allocated for infrastructure augmentation	Budget utilized for infrastructure development
8	7

4.1.2 – Details of augmentation in infrastructure facilities during the year

Facilities	Existing or Newly Added
Classrooms with Wi-Fi OR LAN	Existing
Seminar halls with ICT facilities	Existing

Classrooms with LCD facilities	Existing
Seminar Halls	Existing
Laboratories	Existing
Class rooms	Existing
Campus Area	Existing
View File	

4.2 – Library as a Learning Resource

4.2.1 – Library is automated {Integrated Library Management System (ILMS)}

Name of the ILMS software	Nature of automation (fully or patially)	Version	Year of automation
No Data Entered/Not Applicable !!!			

4.2.2 – Library Services

Library Service Type	Existing		Newly Added		Total	
Text Books	15425	1542500	500	50000	15925	1592500
Reference Books	683	68300	50	5000	733	73300
View File						

4.2.3 – E-content developed by teachers such as: e-PG- Pathshala, CEC (under e-PG- Pathshala CEC (Under Graduate) SWAYAM other MOOCs platform NPTEL/NMEICT/any other Government initiatives & institutional (Learning Management System (LMS) etc

Name of the Teacher	Name of the Module	Platform on which module is developed	Date of launching e-content
No Data Entered/Not Applicable !!!			
No file uploaded.			

4.3 – IT Infrastructure

4.3.1 – Technology Upgradation (overall)

Type	Total Co mputers	Computer Lab	Internet	Browsing centers	Computer Centers	Office	Departme nts	Available Bandwidt h (MBPS/ GBPS)	Others
Existin g	0	0	0	0	0	0	0	0	0
Added	0	0	0	0	0	0	0	0	0
Total	0	0	0	0	0	0	0	0	0

4.3.2 – Bandwidth available of internet connection in the Institution (Leased line)

No Data Entered/Not Applicable !!!

4.3.3 – Facility for e-content

Name of the e-content development facility	Provide the link of the videos and media centre and recording facility
No Data Entered/Not Applicable !!!	

4.4 – Maintenance of Campus Infrastructure

4.4.1 – Expenditure incurred on maintenance of physical facilities and academic support facilities, excluding salary component, during the year

Assigned Budget on academic facilities	Expenditure incurred on maintenance of academic facilities	Assigned budget on physical facilities	Expenditure incurred on maintenance of physical facilities
45	40	45	40

4.4.2 – Procedures and policies for maintaining and utilizing physical, academic and support facilities - laboratory, library, sports complex, computers, classrooms etc. (maximum 500 words) (information to be available in institutional Website, provide link)

Nill
https://www.uctcollege.org

CRITERION V – STUDENT SUPPORT AND PROGRESSION

5.1 – Student Support

5.1.1 – Scholarships and Financial Support

	Name/Title of the scheme	Number of students	Amount in Rupees
Financial Support from institution	Nill	Nill	Nill
Financial Support from Other Sources			
a) National	Nill	Nill	Nill
b) International	Nill	Nill	Nill
No file uploaded.			

5.1.2 – Number of capability enhancement and development schemes such as Soft skill development, Remedial coaching, Language lab, Bridge courses, Yoga, Meditation, Personal Counselling and Mentoring etc.,

Name of the capability enhancement scheme	Date of implemetation	Number of students enrolled	Agencies involved
No Data Entered/Not Applicable !!!			
No file uploaded.			

5.1.3 – Students benefited by guidance for competitive examinations and career counselling offered by the institution during the year

Year	Name of the scheme	Number of benefited students for competitive examination	Number of benefited students by career counseling activities	Number of students who have passed in the comp. exam	Number of students placed
No Data Entered/Not Applicable !!!					
No file uploaded.					

5.1.4 – Institutional mechanism for transparency, timely redressal of student grievances, Prevention of sexual harassment and ragging cases during the year

Total grievances received	Number of grievances redressed	Avg. number of days for grievance redressal
No Data Entered/Not Applicable !!!		

5.2 – Student Progression

5.2.1 – Details of campus placement during the year

On campus			Off campus		
Name of organizations visited	Number of students participated	Number of students placed	Name of organizations visited	Number of students participated	Number of students placed
No Data Entered/Not Applicable !!!					
No file uploaded.					

5.2.2 – Student progression to higher education in percentage during the year

Year	Number of students enrolling into higher education	Programme graduated from	Department graduated from	Name of institution joined	Name of programme admitted to
2020	6	WBUTTEPA	BED	WBUTTEPA	MED
2019	3	WBUTTEPA	BED	WBUTTEPA	MED
View File					

5.2.3 – Students qualifying in state/ national/ international level examinations during the year (eg:NET/SET/SLET/GATE/GMAT/CAT/GRE/TOFEL/Civil Services/State Government Services)

Items	Number of students selected/ qualifying
NET	4
SET	6
View File	

5.2.4 – Sports and cultural activities / competitions organised at the institution level during the year

Activity	Level	Number of Participants
No Data Entered/Not Applicable !!!		
No file uploaded.		

5.3 – Student Participation and Activities

5.3.1 – Number of awards/medals for outstanding performance in sports/cultural activities at national/international level (award for a team event should be counted as one)

Year	Name of the award/medal	National/ International	Number of awards for Sports	Number of awards for Cultural	Student ID number	Name of the student
No Data Entered/Not Applicable !!!						
No file uploaded.						

5.3.2 – Activity of Student Council & representation of students on academic & administrative bodies/committees of the institution (maximum 500 words)

No Data Entered/Not Applicable !!!

5.4 – Alumni Engagement

5.4.1 – Whether the institution has registered Alumni Association?

Yes

THE ALUMNI ASSOCIATION IS ESTABLISHED 2001.THE AIM OF THE ALUMNI ASSOCIATION ARE MENTION BELOW 1.TO FOSTER AND DEVELOP A SPIRIT OF CO ORDINATION AND BROTHEHOOD

AMONG THE ALL EX STUDENT OF THIS COLLEGE AS WELL AS TO KEEP A RELATION WITH THE PRESENT STUDENTS. 2.TO RECOGNIZE DIFFERENT SOCIAL CULTURE ACTIVITIES AND FUNCTION FOR HR 3. TO ORGANIZE ANNUAL RE-UNION IN A BEFITTING MANNER KEEPING IN VIEW THE NATIONAL HERITAGE AND VALUES OF THE COLLEGE.

5.4.2 – No. of enrolled Alumni:

725

5.4.3 – Alumni contribution during the year (in Rupees) :

46000

5.4.4 – Meetings/activities organized by Alumni Association :

YES

CRITERION VI – GOVERNANCE, LEADERSHIP AND MANAGEMENT

6.1 – Institutional Vision and Leadership

6.1.1 – Mention two practices of decentralization and participative management during the last year (maximum 500 words)

1. THE COLLEGE HAS A TEACHERS COUNCIL 2. THE COLLEGE HAS ASSOCIATION OF NON TEACHING EMPLOYEES

6.1.2 – Does the institution have a Management Information System (MIS)?

No

6.2 – Strategy Development and Deployment

6.2.1 – Quality improvement strategies adopted by the institution for each of the following (with in 100 words each):

Strategy Type	Details
Admission of Students	ON STRICTLY MERIT BASIS
Library, ICT and Physical Infrastructure / Instrumentation	ENOUGH INFRASTRUCTURE
Research and Development	THERE ARE ENOUGH BOOKS FOR RESEARCH METHODOLOGY
Examination and Evaluation	THE UNIVERSITY TAKES THE SEMESTER EXAMINATION
Teaching and Learning	THE COLLEGE PREPARES MODULES OF EACH TEACHERS
Curriculum Development	THE UNIVERSITY PREPARE THE CURRICULUM WHICH WE FOLLOW

6.2.2 – Implementation of e-governance in areas of operations:

E-governance area	Details
No Data Entered/Not Applicable !!!	

6.3 – Faculty Empowerment Strategies

6.3.1 – Teachers provided with financial support to attend conferences / workshops and towards membership fee of professional bodies during the year

Year	Name of Teacher	Name of conference/ workshop attended for which financial support provided	Name of the professional body for which membership fee is provided	Amount of support

No Data Entered/Not Applicable !!!

No file uploaded.

6.3.2 – Number of professional development / administrative training programmes organized by the College for teaching and non teaching staff during the year

Year	Title of the professional development programme organised for teaching staff	Title of the administrative training programme organised for non-teaching staff	From date	To Date	Number of participants (Teaching staff)	Number of participants (non-teaching staff)
No Data Entered/Not Applicable !!!						
No file uploaded.						

6.3.3 – No. of teachers attending professional development programmes, viz., Orientation Programme, Refresher Course, Short Term Course, Faculty Development Programmes during the year

Title of the professional development programme	Number of teachers who attended	From Date	To date	Duration
No Data Entered/Not Applicable !!!				
No file uploaded.				

6.3.4 – Faculty and Staff recruitment (no. for permanent recruitment):

Teaching		Non-teaching	
Permanent	Full Time	Permanent	Full Time
25	23	15	15

6.3.5 – Welfare schemes for

Teaching	Non-teaching	Students
PF LOAN	PF LOAN	SC/ST WELFARE DEPARTMENT HELPS

6.4 – Financial Management and Resource Mobilization

6.4.1 – Institution conducts internal and external financial audits regularly (with in 100 words each)

YES Institution conducts internal and external financial audits regularly.

6.4.2 – Funds / Grants received from management, non-government bodies, individuals, philanthropies during the year(not covered in Criterion III)

Name of the non government funding agencies /individuals	Funds/ Grnats received in Rs.	Purpose
No Data Entered/Not Applicable !!!		
No file uploaded.		

6.4.3 – Total corpus fund generated

No Data Entered/Not Applicable !!!

6.5 – Internal Quality Assurance System

6.5.1 – Whether Academic and Administrative Audit (AAA) has been done?

Audit Type	External	Internal
------------	----------	----------

	Yes/No	Agency	Yes/No	Authority
Academic	No	Nill	No	Nill
Administrative	No	Nill	No	Nill

6.5.2 – Activities and support from the Parent – Teacher Association (at least three)

NIL

6.5.3 – Development programmes for support staff (at least three)

1.COLLEGE PROVIDES HOUSE BUILDING LOANS 2..COLLEGE PROVIDES PF LOAN 3 .COLLEGE PROVIDES EMERGENCY LOAN
--

6.5.4 – Post Accreditation initiative(s) (mention at least three)

1.MA IN EDUCATION COURSE THROUGH DISTANCE MODE UNDER KU 2. DIPLOMA IN YOGA EDUCATION COURSE UNDER NSOU 3. MULTIGYM PROGRAMME FOR STUDENTS.
--

6.5.5 – Internal Quality Assurance System Details

a) Submission of Data for AISHE portal	Yes
b)Participation in NIRF	No
c)ISO certification	No
d)NBA or any other quality audit	No

6.5.6 – Number of Quality Initiatives undertaken during the year

Year	Name of quality initiative by IQAC	Date of conducting IQAC	Duration From	Duration To	Number of participants
No Data Entered/Not Applicable !!!					
No file uploaded.					

CRITERION VII – INSTITUTIONAL VALUES AND BEST PRACTICES

7.1 – Institutional Values and Social Responsibilities

7.1.1 – Gender Equity (Number of gender equity promotion programmes organized by the institution during the year)

Title of the programme	Period from	Period To	Number of Participants	
			Female	Male
No Data Entered/Not Applicable !!!				

7.1.2 – Environmental Consciousness and Sustainability/Alternate Energy initiatives such as:

Percentage of power requirement of the University met by the renewable energy sources
No Data Entered/Not Applicable !!!

7.1.3 – Differently abled (Divyangjan) friendliness

Item facilities	Yes/No	Number of beneficiaries
Ramp/Rails	Yes	6

7.1.4 – Inclusion and Situatedness

Year	Number of initiatives to address locational advantages	Number of initiatives taken to engage with and	Date	Duration	Name of initiative	Issues addressed	Number of participating students and staff
------	--	--	------	----------	--------------------	------------------	--

	and disadvantages	contribute to local community					
No Data Entered/Not Applicable !!!							
No file uploaded.							
7.1.5 – Human Values and Professional Ethics Code of conduct (handbooks) for various stakeholders							
Title		Date of publication			Follow up(max 100 words)		
No Data Entered/Not Applicable !!!							
7.1.6 – Activities conducted for promotion of universal Values and Ethics							
Activity		Duration From		Duration To		Number of participants	
No Data Entered/Not Applicable !!!							
No file uploaded.							
7.1.7 – Initiatives taken by the institution to make the campus eco-friendly (at least five)							
No Data Entered/Not Applicable !!!							
7.2 – Best Practices							
7.2.1 – Describe at least two institutional best practices							
1.THE COLLEGE PROVIDES ITS GROUNDS TO VARIOUS SCHOOLS 2.THE COLLEGE ORGANIZE CLEANLINESS PROGRAMME							
Upload details of two best practices successfully implemented by the institution as per NAAC format in your institution website, provide the link							
https://www.uctcollege.org							
7.3 – Institutional Distinctiveness							
7.3.1 – Provide the details of the performance of the institution in one area distinctive to its vision, priority and thrust in not more than 500 words							
1.OLD INSTITUTION 2.AFFILIATED COLLEGES 3. BOARD OF GOVERNORS 4. HAS TEACHERS COUNCIL 5. HAS NON TEACHING ASSOCIATION 6. HAS EDUCATIONAL TECHNOLOGY LAB							
Provide the weblink of the institution							
http://www.uctcollege.org							
8.Future Plans of Actions for Next Academic Year							
1.TO OPEN M.ED COURSE 2. DIPLOMA IN FITNESS COURSE							



Yearly Status Report - 2018-2019

Part A

Data of the Institution

1. Name of the Institution	
Name of the head of the Institution	SASIM KABIRAJ THAKUR
Designation	Principal
Does the Institution function from own campus	Yes
Phone no/Alternate Phone no.	03482250254
Mobile no.	9932886234
Registered Email	principaluctc@rediffmail.com
Alternate Email	koushik7.mandal@gmail.com
Address	107,netaji road, p.o-berhampore, dist-murshidabad
City/Town	BERHAMPORE
State/UT	West Bengal
Pincode	742101

2. Institutional Status																									
Affiliated / Constituent			Affiliated																						
Type of Institution			Co-education																						
Location			Urban																						
Financial Status			state																						
Name of the IQAC co-ordinator/Director			GOPAL CHANDRA PAL																						
Phone no/Alternate Phone no.			03482250254																						
Mobile no.			9475021971																						
Registered Email			gcpal1971@gmail.com																						
Alternate Email			principaluctc@rediffmail.com																						
3. Website Address																									
Web-link of the AQAR: (Previous Academic Year)			http://www.uctcollege.org																						
4. Whether Academic Calendar prepared during the year			No																						
5. Accrediation Details																									
<table border="1"> <thead> <tr> <th rowspan="2">Cycle</th> <th rowspan="2">Grade</th> <th rowspan="2">CGPA</th> <th rowspan="2">Year of Accrediation</th> <th colspan="2">Validity</th> </tr> <tr> <th>Period From</th> <th>Period To</th> </tr> </thead> <tbody> <tr> <td>1</td> <td>B</td> <td>2.72</td> <td>2009</td> <td>15-Jun-2009</td> <td>14-Jun-2014</td> </tr> <tr> <td>2</td> <td>B+</td> <td>2.57</td> <td>2016</td> <td>16-Sep-2016</td> <td>15-Sep-2021</td> </tr> </tbody> </table>						Cycle	Grade	CGPA	Year of Accrediation	Validity		Period From	Period To	1	B	2.72	2009	15-Jun-2009	14-Jun-2014	2	B+	2.57	2016	16-Sep-2016	15-Sep-2021
Cycle	Grade	CGPA	Year of Accrediation	Validity																					
				Period From	Period To																				
1	B	2.72	2009	15-Jun-2009	14-Jun-2014																				
2	B+	2.57	2016	16-Sep-2016	15-Sep-2021																				
6. Date of Establishment of IQAC			12-Sep-2009																						
7. Internal Quality Assurance System																									
<table border="1"> <thead> <tr> <th colspan="3">Quality initiatives by IQAC during the year for promoting quality culture</th> </tr> <tr> <th>Item /Title of the quality initiative by IQAC</th> <th>Date & Duration</th> <th>Number of participants/ beneficiaries</th> </tr> </thead> <tbody> <tr> <td>Wbcipe meet</td> <td>07-Jan-2019 2</td> <td>47</td> </tr> <tr> <td colspan="3">View File</td> </tr> </tbody> </table>						Quality initiatives by IQAC during the year for promoting quality culture			Item /Title of the quality initiative by IQAC	Date & Duration	Number of participants/ beneficiaries	Wbcipe meet	07-Jan-2019 2	47	View File										
Quality initiatives by IQAC during the year for promoting quality culture																									
Item /Title of the quality initiative by IQAC	Date & Duration	Number of participants/ beneficiaries																							
Wbcipe meet	07-Jan-2019 2	47																							
View File																									

8. Provide the list of funds by Central/ State Government- UGC/CSIR/DST/DBT/ICMR/TEQIP/World Bank/CPE of UGC etc.

Institution/Department/Faculty	Scheme	Funding Agency	Year of award with duration	Amount
UNION CHRISTIAN TRAINING COLLEGE	DEVELOPMENT GRANT	UGC	2014 1825	300000
View File				

9. Whether composition of IQAC as per latest NAAC guidelines:

No

Upload latest notification of formation of IQAC

No Files Uploaded !!!

10. Number of IQAC meetings held during the year :

3

The minutes of IQAC meeting and compliances to the decisions have been uploaded on the institutional website

No

Upload the minutes of meeting and action taken report

No Files Uploaded !!!

11. Whether IQAC received funding from any of the funding agency to support its activities during the year?

No

12. Significant contributions made by IQAC during the current year(maximum five bullets)

1. IQAC OPENED POST GRADUATED COURSES IN EDUCATION UNDER THE UNIVERSITY OF KALYANI . 2. IQAN TRIED TO OPEN NSS IN THE COLLEGE CAMPUS AN HAS APPLIED TO KALYANI UNIVERSITY TO OPEN THE NSS IN OUR CAMPUS. 3. THE IQAC HAS BECOME SUCCESSFUL TO OPEN DIPLOMA IN YOGA EDUCATION, UNDER NSOU THROUGH DISTANCE MODE WITH 30 INTAKE CAPACITY.THIS COURSE IS AN ADDON COURSE.

No Files Uploaded !!!

13. Plan of action chalked out by the IQAC in the beginning of the academic year towards Quality Enhancement and outcome achieved by the end of the academic year

Plan of Action	Achivements/Outcomes
ICT based teaching learning environment	Reflection is found on University result
Preparing college research committee	Most of the faculty members received minor research projects
Value based education	New building Semi automated library

Total development	Wi-fi campus
View File	
14. Whether AQAR was placed before statutory body ?	No
15. Whether NAAC/or any other accredited body(s) visited IQAC or interacted with it to assess the functioning ?	No
16. Whether institutional data submitted to AISHE:	Yes
Year of Submission	2020
Date of Submission	02-Jan-2020
17. Does the Institution have Management Information System ?	No

Part B

CRITERION I – CURRICULAR ASPECTS

1.1 – Curriculum Planning and Implementation

1.1.1 – Institution has the mechanism for well planned curriculum delivery and documentation. Explain in 500 words

THE WEST BENGAL UNIVERSITY OF TEACHERS TRAINING EDUCATION PLANNING & ADMINISTRATION , THE AFFILIATING BODY MAKES THE SYLLABUS AND CURRICULAM OF THE AIDED COLLEGES.THE COLLEGE IS BOUND TO OBEY THE SYLLABUS AND CURRICULAM AS ENVISAGED BY THE UNIVERSITY.

1.1.2 – Certificate/ Diploma Courses introduced during the academic year

Certificate	Diploma Courses	Dates of Introduction	Duration	Focus on employ ability/entrepreneurship	Skill Development
No Data Entered/Not Applicable !!!					

1.2 – Academic Flexibility

1.2.1 – New programmes/courses introduced during the academic year

Programme/Course	Programme Specialization	Dates of Introduction
No Data Entered/Not Applicable !!!		
No file uploaded.		

1.2.2 – Programmes in which Choice Based Credit System (CBCS)/Elective course system implemented at the affiliated Colleges (if applicable) during the academic year.

Name of programmes adopting CBCS	Programme Specialization	Date of implementation of CBCS/Elective Course System
No Data Entered/Not Applicable !!!		

1.2.3 – Students enrolled in Certificate/ Diploma Courses introduced during the year					
		Certificate		Diploma Course	
No Data Entered/Not Applicable !!!					
1.3 – Curriculum Enrichment					
1.3.1 – Value-added courses imparting transferable and life skills offered during the year					
Value Added Courses		Date of Introduction		Number of Students Enrolled	
No Data Entered/Not Applicable !!!					
No file uploaded.					
1.3.2 – Field Projects / Internships under taken during the year					
Project/Programme Title		Programme Specialization		No. of students enrolled for Field Projects / Internships	
No Data Entered/Not Applicable !!!					
No file uploaded.					
1.4 – Feedback System					
1.4.1 – Whether structured feedback received from all the stakeholders.					
Students		Yes			
Teachers		Yes			
Employers		No			
Alumni		Yes			
Parents		No			
1.4.2 – How the feedback obtained is being analyzed and utilized for overall development of the institution? (maximum 500 words)					
Feedback Obtained					
FEEDBACK IS ANALYZED IN A CUMULIATIVE FORM.					
CRITERION II – TEACHING- LEARNING AND EVALUATION					
2.1 – Student Enrolment and Profile					
2.1.1 – Demand Ratio during the year					
Name of the Programme		Programme Specialization	Number of seats available	Number of Application received	Students Enrolled
No Data Entered/Not Applicable !!!					
No file uploaded.					
2.2 – Catering to Student Diversity					
2.2.1 – Student - Full time teacher ratio (current year data)					
Year	Number of students enrolled in the institution (UG)	Number of students enrolled in the institution (PG)	Number of fulltime teachers available in the institution teaching only UG courses	Number of fulltime teachers available in the institution teaching only PG courses	Number of teachers teaching both UG and PG courses
No Data Entered/Not Applicable !!!					
2.3 – Teaching - Learning Process					

2.3.1 – Percentage of teachers using ICT for effective teaching with Learning Management Systems (LMS), E-learning resources etc. (current year data)

Number of Teachers on Roll	Number of teachers using ICT (LMS, e-Resources)	ICT Tools and resources available	Number of ICT enabled Classrooms	Number of smart classrooms	E-resources and techniques used
No Data Entered/Not Applicable !!!					
No file uploaded.					
No file uploaded.					

2.3.2 – Students mentoring system available in the institution? Give details. (maximum 500 words)

Number of students enrolled in the institution	Number of fulltime teachers	Mentor : Mentee Ratio
No Data Entered/Not Applicable !!!		

2.4 – Teacher Profile and Quality

2.4.1 – Number of full time teachers appointed during the year

No. of sanctioned positions	No. of filled positions	Vacant positions	Positions filled during the current year	No. of faculty with Ph.D
30	25	5	0	14

2.4.2 – Honours and recognition received by teachers (received awards, recognition, fellowships at State, National, International level from Government, recognised bodies during the year)

Year of Award	Name of full time teachers receiving awards from state level, national level, international level	Designation	Name of the award, fellowship, received from Government or recognized bodies
No Data Entered/Not Applicable !!!			
No file uploaded.			

2.5 – Evaluation Process and Reforms

2.5.1 – Number of days from the date of semester-end/ year- end examination till the declaration of results during the year

Programme Name	Programme Code	Semester/ year	Last date of the last semester-end/ year-end examination	Date of declaration of results of semester-end/ year- end examination
No Data Entered/Not Applicable !!!				
No file uploaded.				

2.5.2 – Reforms initiated on Continuous Internal Evaluation(CIE) system at the institutional level (250 words)

No Data Entered/Not Applicable !!!	
------------------------------------	--

2.5.3 – Academic calendar prepared and adhered for conduct of Examination and other related matters (250 words)

No Data Entered/Not Applicable !!!	
------------------------------------	--

2.6 – Student Performance and Learning Outcomes

2.6.1 – Program outcomes, program specific outcomes and course outcomes for all programs offered by the institution are stated and displayed in website of the institution (to provide the weblink)

<http://www.uctcollege.org>

2.6.2 – Pass percentage of students

Programme Code	Programme Name	Programme Specialization	Number of students appeared in the final year examination	Number of students passed in final year examination	Pass Percentage
	BEd	education	200	194	99
	BPED	PHYSICAL EDUCATION	50	50	100
View File					

2.7 – Student Satisfaction Survey

2.7.1 – Student Satisfaction Survey (SSS) on overall institutional performance (Institution may design the questionnaire) (results and details be provided as weblink)

<http://www.uctcollege.org>

CRITERION III – RESEARCH, INNOVATIONS AND EXTENSION

3.1 – Resource Mobilization for Research

3.1.1 – Research funds sanctioned and received from various agencies, industry and other organisations

Nature of the Project	Duration	Name of the funding agency	Total grant sanctioned	Amount received during the year
No Data Entered/Not Applicable !!!				
No file uploaded.				

3.2 – Innovation Ecosystem

3.2.1 – Workshops/Seminars Conducted on Intellectual Property Rights (IPR) and Industry-Academia Innovative practices during the year

Title of workshop/seminar	Name of the Dept.	Date
No Data Entered/Not Applicable !!!		

3.2.2 – Awards for Innovation won by Institution/Teachers/Research scholars/Students during the year

Title of the innovation	Name of Awardee	Awarding Agency	Date of award	Category
No Data Entered/Not Applicable !!!				
No file uploaded.				

3.2.3 – No. of Incubation centre created, start-ups incubated on campus during the year

Incubation Center	Name	Sponsored By	Name of the Start-up	Nature of Start-up	Date of Commencement
No Data Entered/Not Applicable !!!					
No file uploaded.					

3.3 – Research Publications and Awards

3.3.1 – Incentive to the teachers who receive recognition/awards

State	National	International

No Data Entered/Not Applicable !!!

3.3.2 – Ph. Ds awarded during the year (applicable for PG College, Research Center)

Name of the Department	Number of PhD's Awarded
No Data Entered/Not Applicable !!!	

3.3.3 – Research Publications in the Journals notified on UGC website during the year

Type	Department	Number of Publication	Average Impact Factor (if any)
No Data Entered/Not Applicable !!!			
No file uploaded.			

3.3.4 – Books and Chapters in edited Volumes / Books published, and papers in National/International Conference Proceedings per Teacher during the year

Department	Number of Publication
No Data Entered/Not Applicable !!!	
No file uploaded.	

3.3.5 – Bibliometrics of the publications during the last Academic year based on average citation index in Scopus/ Web of Science or PubMed/ Indian Citation Index

Title of the Paper	Name of Author	Title of journal	Year of publication	Citation Index	Institutional affiliation as mentioned in the publication	Number of citations excluding self citation
No Data Entered/Not Applicable !!!						
No file uploaded.						

3.3.6 – h-Index of the Institutional Publications during the year. (based on Scopus/ Web of science)

Title of the Paper	Name of Author	Title of journal	Year of publication	h-index	Number of citations excluding self citation	Institutional affiliation as mentioned in the publication
No Data Entered/Not Applicable !!!						
No file uploaded.						

3.3.7 – Faculty participation in Seminars/Conferences and Symposia during the year :

Number of Faculty	International	National	State	Local
No Data Entered/Not Applicable !!!				
No file uploaded.				

3.4 – Extension Activities

3.4.1 – Number of extension and outreach programmes conducted in collaboration with industry, community and Non- Government Organisations through NSS/NCC/Red cross/Youth Red Cross (YRC) etc., during the year

Title of the activities	Organising unit/agency/ collaborating agency	Number of teachers participated in such activities	Number of students participated in such activities
No Data Entered/Not Applicable !!!			
No file uploaded.			

3.4.2 – Awards and recognition received for extension activities from Government and other recognized bodies during the year

Name of the activity	Award/Recognition	Awarding Bodies	Number of students Benefited
No Data Entered/Not Applicable !!!			
No file uploaded.			

3.4.3 – Students participating in extension activities with Government Organisations, Non-Government Organisations and programmes such as Swachh Bharat, Aids Awareness, Gender Issue, etc. during the year

Name of the scheme	Organising unit/Agency/collaborating agency	Name of the activity	Number of teachers participated in such activities	Number of students participated in such activities
No Data Entered/Not Applicable !!!				
No file uploaded.				

3.5 – Collaborations

3.5.1 – Number of Collaborative activities for research, faculty exchange, student exchange during the year

Nature of activity	Participant	Source of financial support	Duration
No Data Entered/Not Applicable !!!			
No file uploaded.			

3.5.2 – Linkages with institutions/industries for internship, on-the- job training, project work, sharing of research facilities etc. during the year

Nature of linkage	Title of the linkage	Name of the partnering institution/ industry /research lab with contact details	Duration From	Duration To	Participant
No Data Entered/Not Applicable !!!					
No file uploaded.					

3.5.3 – MoUs signed with institutions of national, international importance, other universities, industries, corporate houses etc. during the year

Organisation	Date of MoU signed	Purpose/Activities	Number of students/teachers participated under MoUs
No Data Entered/Not Applicable !!!			
No file uploaded.			

CRITERION IV – INFRASTRUCTURE AND LEARNING RESOURCES

4.1 – Physical Facilities

4.1.1 – Budget allocation, excluding salary for infrastructure augmentation during the year

Budget allocated for infrastructure augmentation	Budget utilized for infrastructure development
5	4

4.1.2 – Details of augmentation in infrastructure facilities during the year

Facilities	Existing or Newly Added
Campus Area	Existing
Class rooms	Existing

Laboratories	Existing
Seminar Halls	Existing
Classrooms with LCD facilities	Existing
Seminar halls with ICT facilities	Existing
Classrooms with Wi-Fi OR LAN	Existing

4.2 – Library as a Learning Resource

4.2.1 – Library is automated {Integrated Library Management System (ILMS)}

Name of the ILMS software	Nature of automation (fully or partially)	Version	Year of automation
No Data Entered/Not Applicable !!!			

4.2.2 – Library Services

Library Service Type	Existing		Newly Added		Total	
Text Books	14925	1492500	500	50000	15425	1542500
Reference Books	653	65300	30	3000	683	68300
View File						

4.2.3 – E-content developed by teachers such as: e-PG- Pathshala, CEC (under e-PG- Pathshala CEC (Under Graduate) SWAYAM other MOOCs platform NPTEL/NMEICT/any other Government initiatives & institutional (Learning Management System (LMS) etc

Name of the Teacher	Name of the Module	Platform on which module is developed	Date of launching e-content
No Data Entered/Not Applicable !!!			
No file uploaded.			

4.3 – IT Infrastructure

4.3.1 – Technology Upgradation (overall)

Type	Total Computers	Computer Lab	Internet	Browsing centers	Computer Centers	Office	Departments	Available Bandwidth (MBPS/GBPS)	Others
Existing	0	0	0	0	0	0	0	0	0
Added	0	0	0	0	0	0	0	0	0
Total	0	0	0	0	0	0	0	0	0

4.3.2 – Bandwidth available of internet connection in the Institution (Leased line)

No Data Entered/Not Applicable !!!

4.3.3 – Facility for e-content

Name of the e-content development facility	Provide the link of the videos and media centre and recording facility
No Data Entered/Not Applicable !!!	

4.4 – Maintenance of Campus Infrastructure

4.4.1 – Expenditure incurred on maintenance of physical facilities and academic support facilities, excluding salary

component, during the year

Assigned Budget on academic facilities	Expenditure incurred on maintenance of academic facilities	Assigned budget on physical facilities	Expenditure incurred on maintenance of physical facilities
40	36	40	36

4.4.2 – Procedures and policies for maintaining and utilizing physical, academic and support facilities - laboratory, library, sports complex, computers, classrooms etc. (maximum 500 words) (information to be available in institutional Website, provide link)

No Data Entered/Not Applicable !!!

CRITERION V – STUDENT SUPPORT AND PROGRESSION

5.1 – Student Support

5.1.1 – Scholarships and Financial Support

	Name/Title of the scheme	Number of students	Amount in Rupees
No Data Entered/Not Applicable !!!			
No file uploaded.			

5.1.2 – Number of capability enhancement and development schemes such as Soft skill development, Remedial coaching, Language lab, Bridge courses, Yoga, Meditation, Personal Counselling and Mentoring etc.,

Name of the capability enhancement scheme	Date of implementation	Number of students enrolled	Agencies involved
No Data Entered/Not Applicable !!!			
No file uploaded.			

5.1.3 – Students benefited by guidance for competitive examinations and career counselling offered by the institution during the year

Year	Name of the scheme	Number of benefited students for competitive examination	Number of benefited students by career counseling activities	Number of students who have passed in the comp. exam	Number of students placed
No Data Entered/Not Applicable !!!					
No file uploaded.					

5.1.4 – Institutional mechanism for transparency, timely redressal of student grievances, Prevention of sexual harassment and ragging cases during the year

Total grievances received	Number of grievances redressed	Avg. number of days for grievance redressal
No Data Entered/Not Applicable !!!		

5.2 – Student Progression

5.2.1 – Details of campus placement during the year

On campus			Off campus		
Name of organizations visited	Number of students participated	Number of students placed	Name of organizations visited	Number of students participated	Number of students placed
No Data Entered/Not Applicable !!!					
No file uploaded.					

5.2.2 – Student progression to higher education in percentage during the year

Year	Number of students enrolling into higher education	Programme graduated from	Depratment graduated from	Name of institution joined	Name of programme admitted to
2018	8	WBUTTEPA	BED	WBUTTEPA	MED
2019	3	WBUTTEPA	BED	WBUTTEPA	MED
View File					

5.2.3 – Students qualifying in state/ national/ international level examinations during the year (eg:NET/SET/SLET/GATE/GMAT/CAT/GRE/TOFEL/Civil Services/State Government Services)

Items	Number of students selected/ qualifying
NET	2
SET	5
View File	

5.2.4 – Sports and cultural activities / competitions organised at the institution level during the year

Activity	Level	Number of Participants
JAVELIN THROW	STATE	2
View File		

5.3 – Student Participation and Activities

5.3.1 – Number of awards/medals for outstanding performance in sports/cultural activities at national/international level (award for a team event should be counted as one)

Year	Name of the award/medal	National/ Internaional	Number of awards for Sports	Number of awards for Cultural	Student ID number	Name of the student
No Data Entered/Not Applicable !!!						
No file uploaded.						

5.3.2 – Activity of Student Council & representation of students on academic & administrative bodies/committees of the institution (maximum 500 words)

No Data Entered/Not Applicable !!!

5.4 – Alumni Engagement

5.4.1 – Whether the institution has registered Alumni Association?

Yes

THE ALUMNI ASSOCIATION IS ESTABLISHED 2001.THE AIM OF THE ALUMNI ASSOCIATION ARE MENTION BELOW 1.TO FOSTER AND DEVELOP A SPRIT OF CO ORDITION AND BROTHEHOOD AMONG THE ALL EX STUDENT OF THIS COLLEGE AS WELL AS TO KEEP A RELATION WITH THE PRESENT STUDENTS. 2.TO RECOGNIZE DIFFERENT SOCIAL CULTURE ACTIVITIES AND FUNCTION FOR HR 3. TO ORGANIZE ANNUAL RE-UNION IN A BEFITTING MANNER KEEPING IN VIEW THE NATIONAL HERITAGE AND VALUES OF THE COLLEGE

5.4.2 – No. of enrolled Alumni:

700

5.4.3 – Alumni contribution during the year (in Rupees) :

45000

5.4.4 – Meetings/activities organized by Alumni Association :

YES

CRITERION VI – GOVERNANCE, LEADERSHIP AND MANAGEMENT

6.1 – Institutional Vision and Leadership

6.1.1 – Mention two practices of decentralization and participative management during the last year (maximum 500 words)

1. THE COLLEGE HAS A TEACHERS COUNCIL 2. THE COLLEGE HAS ASSOCIATION OF NON TEACHING EMPLOYEES

6.1.2 – Does the institution have a Management Information System (MIS)?

No

6.2 – Strategy Development and Deployment

6.2.1 – Quality improvement strategies adopted by the institution for each of the following (with in 100 words each):

Strategy Type	Details
Curriculum Development	THE UNIVERSITY PREPARE THE CURRICULUM WHICH WE FOLLOW
Teaching and Learning	THE COLLEGE PREPARES MODULES OF EACH TEACHERS
Examination and Evaluation	THE UNIVERSITY TAKES THE SEMESTER EXAMINATION
Research and Development	THERE ARE ENOUGH BOOKS FOR RESEARCH METHODOLOGY
Library, ICT and Physical Infrastructure / Instrumentation	ENOUGH INFRASTRUCTURE
Admission of Students	ON STRICTLY MERIT BASIS

6.2.2 – Implementation of e-governance in areas of operations:

E-governance area	Details
No Data Entered/Not Applicable !!!	

6.3 – Faculty Empowerment Strategies

6.3.1 – Teachers provided with financial support to attend conferences / workshops and towards membership fee of professional bodies during the year

Year	Name of Teacher	Name of conference/ workshop attended for which financial support provided	Name of the professional body for which membership fee is provided	Amount of support
No Data Entered/Not Applicable !!!				
No file uploaded.				

6.3.2 – Number of professional development / administrative training programmes organized by the College for teaching and non teaching staff during the year

Year	Title of the professional development programme organised for teaching staff	Title of the administrative training programme organised for non-teaching	From date	To Date	Number of participants (Teaching staff)	Number of participants (non-teaching staff)
------	--	---	-----------	---------	---	---

		staff				
No Data Entered/Not Applicable !!!						
No file uploaded.						

6.3.3 – No. of teachers attending professional development programmes, viz., Orientation Programme, Refresher Course, Short Term Course, Faculty Development Programmes during the year

Title of the professional development programme	Number of teachers who attended	From Date	To date	Duration
No Data Entered/Not Applicable !!!				
No file uploaded.				

6.3.4 – Faculty and Staff recruitment (no. for permanent recruitment):

Teaching		Non-teaching	
Permanent	Full Time	Permanent	Full Time
25	16	15	15

6.3.5 – Welfare schemes for

Teaching	Non-teaching	Students
PF LOAN	PF LOAN	SC/ST WELFARE DEPARTMENT HELPS

6.4 – Financial Management and Resource Mobilization

6.4.1 – Institution conducts internal and external financial audits regularly (with in 100 words each)

YES Institution conducts internal and external financial audits regularly

6.4.2 – Funds / Grants received from management, non-government bodies, individuals, philanthropies during the year(not covered in Criterion III)

Name of the non government funding agencies /individuals	Funds/ Grnats received in Rs.	Purpose
No Data Entered/Not Applicable !!!		
No file uploaded.		

6.4.3 – Total corpus fund generated

No Data Entered/Not Applicable !!!

6.5 – Internal Quality Assurance System

6.5.1 – Whether Academic and Administrative Audit (AAA) has been done?

Audit Type	External		Internal	
	Yes/No	Agency	Yes/No	Authority
Academic	No		No	
Administrative	No		No	

6.5.2 – Activities and support from the Parent – Teacher Association (at least three)

NIL

6.5.3 – Development programmes for support staff (at least three)

1.COLLEGE PROVIDES HOUSE BUILDING LOANS 2..COLLEGE PROVIDES PF LOAN 3 .COLLEGE PROVIDES EMERGENCY LOAN
--

6.5.4 – Post Accreditation initiative(s) (mention at least three)

1.MA IN EDUCATION COURSE THROUGH DISTANCE MODE UNDER KU 2. DIPLOMA IN YOGA EDUCATION COURSE UNDER NSOU 3. MULTIGYM PROGRAMME FOR STUDENTS.

6.5.5 – Internal Quality Assurance System Details

a) Submission of Data for AISHE portal	Yes
b) Participation in NIRF	No
c) ISO certification	No
d) NBA or any other quality audit	No

6.5.6 – Number of Quality Initiatives undertaken during the year

Year	Name of quality initiative by IQAC	Date of conducting IQAC	Duration From	Duration To	Number of participants
No Data Entered/Not Applicable !!!					
No file uploaded.					

CRITERION VII – INSTITUTIONAL VALUES AND BEST PRACTICES**7.1 – Institutional Values and Social Responsibilities**

7.1.1 – Gender Equity (Number of gender equity promotion programmes organized by the institution during the year)

Title of the programme	Period from	Period To	Number of Participants	
			Female	Male
No Data Entered/Not Applicable !!!				

7.1.2 – Environmental Consciousness and Sustainability/Alternate Energy initiatives such as:

Percentage of power requirement of the University met by the renewable energy sources
No Data Entered/Not Applicable !!!

7.1.3 – Differently abled (Divyangjan) friendliness

Item facilities	Yes/No	Number of beneficiaries
Ramp/Rails	Yes	6

7.1.4 – Inclusion and Situatedness

Year	Number of initiatives to address locational advantages and disadvantages	Number of initiatives taken to engage with and contribute to local community	Date	Duration	Name of initiative	Issues addressed	Number of participating students and staff
No Data Entered/Not Applicable !!!							
No file uploaded.							

7.1.5 – Human Values and Professional Ethics Code of conduct (handbooks) for various stakeholders

Title	Date of publication	Follow up(max 100 words)
No Data Entered/Not Applicable !!!		

7.1.6 – Activities conducted for promotion of universal Values and Ethics

Activity	Duration From	Duration To	Number of participants
No Data Entered/Not Applicable !!!			
No file uploaded.			
7.1.7 – Initiatives taken by the institution to make the campus eco-friendly (at least five)			
No Data Entered/Not Applicable !!!			
7.2 – Best Practices			
7.2.1 – Describe at least two institutional best practices			
1.THE COLLEGE PROVIDES ITS GROUNDS TO VARIOUS SCHOOLS 2.THE COLLEGE ORGANIZE CLEANLINESS PROGRAMME			
Upload details of two best practices successfully implemented by the institution as per NAAC format in your institution website, provide the link			
http://www.uctcollege.org			
7.3 – Institutional Distinctiveness			
7.3.1 – Provide the details of the performance of the institution in one area distinctive to its vision, priority and thrust in not more than 500 words			
1.OLD INSTITUTION 2.AFFILIATED COLLEGES 3. BOARD OF GOVERNORS 4. HAS TEACHERS COUNCIL 5. HAS NON TEACHING ASSOCIATION 6. HAS EDUCATIONAL TECHNOLOGY LAB			
Provide the weblink of the institution			
http://www.uctcollege.org			
8.Future Plans of Actions for Next Academic Year			
TO OPEN MED COURSE			

The Annual Quality Assurance Report (AQAR) of the IQAC

All NAAC accredited institutions will submit an annual self-reviewed progress report to NAAC, through its IQAC. The report is to detail the tangible results achieved in key areas, specifically identified by the institutional IQAC at the beginning of the academic year. The AQAR will detail the results of the perspective plan worked out by the IQAC. *(Note: The AQAR period would be the Academic Year. For example, July 1, 2012 to June 30, 2013)*

Part – A

AQAR for the year (for example 2013-14)

2015-16

1. Details of the Institution

1.1 Name of the Institution

UNION CHRISTIAN TRAINING COLLEGE

1.2 Address Line 1

107, NETAJI ROAD

Address Line 2

City/Town

BERHAMPORE

State

WEST BENGAL

Pin Code

742101

Institution e-mail address

principaluctc@rediffmail.com

Contact Nos.

03482-250254

Name of the Head of the Institution:

DR. SASIM KABIRAJ THAKUR

Tel. No. with STD Code:

03482-250254

Mobile:

+91-9932886234

Name of the IQAC Co-ordinator:

DR ANIRUDDHA CHAKRABORTY

Mobile:

+91-9434115809

IQAC e-mail address:

ani.c1234@rediffmail

1.3 NAAC Track ID (For ex. MHC0GN 18879)

WBCOTE13887

OR

1.4 NAAC Executive Committee No. & Date:

(For Example EC/32/A&A/143 dated 3-5-2004.
This EC no. is available in the right corner- bottom
of your institution's Accreditation Certificate)

EC/49/A&A/42 DATED 15-06-2009 (B.Ed)

EC/49/A&A/43 DATED 15-06-2009 (B.P.Ed)

1.5 Website address:

www.uctcollege.org

Web-link of the AQAR:

http://www.uctcollege.org/download/pdf/AQAR_UCTC.pdf

For ex. <http://www.ladykeanecollege.edu.in/AQAR2012-13.doc>

1.6 Accreditation Details

Sl. No.	Cycle	Grade	CGPA	Year of Accreditation	Validity Period
1	1 st Cycle	B	2.72 (B.Ed) & 2.55 (B.P.Ed)	2009	2014
2	2 nd Cycle	B ⁺	2.57	2016	2021
3	3 rd Cycle				
4	4 th Cycle				

1.7 Date of Establishment of IQAC :

DD/MM/YYYY

12/09/2009

1.8 Details of the previous year's AQAR submitted to NAAC after the latest Assessment and Accreditation by NAAC ((for example AQAR 2010-11 submitted to NAAC on 12-10-2011))

- i. **AQAR 2009-10 submitted to NAAC on 19/08/2011**
- ii. **AQAR 2010-11 submitted to NAAC on 19/08/2011**
- iii. **AQAR 2011-12 submitted to NAAC on 23/08/2012**
- iv. **AQAR 2012-13 submitted to NAAC on 11/08/2013**
- v. **AQAR 2013-14 submitted to NAAC on 17/02/2015**
- vi. **AQAR 2014-15 submitted to NAAC on 27/01/2016**

1.9 Institutional Status

University

State ☐ Central ☐ Deemed ☐ Private ☐

Affiliated College

Yes ☒ No ☐

Constituent College

Yes ☐ No ☐

Autonomous college of UGC

Yes ☐ No ☐

Regulatory Agency approved Institution

Yes ☒ No ☐

(eg. AICTE, BCI, MCI, PCI, NCI)

Type of Institution

Co-education

☒

Men

☐

Women

☐

Urban

☐

Rural

☐

Tribal

☐

Financial Status

Grant-in-aid

☒

UGC 2(f)

☒

UGC 12B

☒

Grant-in-aid + Self Financing

☐

Totally Self-financing

☐

1.10 Type of Faculty/Programme

Arts

☐

Science

☐

Commerce

☐

Law

☐

PEI (Phys Edu)

☒

TEI (Edu)

☒

Engineering

☐

Health Science

☐

Management

☐

Others (Specify)

**THE WEST BENGAL UNIVERSITY OF
TEACHERS' TRAINING EDUCATION
PLANNING AND ADMINISTRATION (B.Ed.)

UNIVERSITY OF KALYANI (B.P.Ed.)**

1.11 Name of the Affiliating University (*for the Colleges*)

1.12 Special status conferred by Central/ State Government-- UGC/CSIR/DST/DBT/ICMR etc

Autonomy by State/Central Govt. / University

University with Potential for Excellence

UGC-CPE

DST Star Scheme

UGC-CE

UGC-Special Assistance Programme

DST-FIST

UGC-Innovative PG programmes

Any other (*Specify*)

UGC-COP Programmes

2. IQAC Composition and Activities

2.1 No. of Teachers

06

2.2 No. of Administrative/Technical staff

02

2.3 No. of students

02

2.4 No. of Management representatives

02

2.5 No. of Alumni

03

2.6 No. of any other stakeholder and
community representatives

01

2.7 No. of Employers/ Industrialists

2.8 No. of other External Experts

2.9 Total No. of members

16

2.10 No. of IQAC meetings held 06

2.11 No. of meetings with various stakeholders:

No.

02

Faculty

05

Non-Teaching Staff

04

Students

04

Alumni

02

Others

2.12 Has IQAC received any funding from UGC during the year?

Yes

☐

No

☒

If yes, mention the amount

2.13 Seminars and Conferences (only quality related)

(i) No. of Seminars/Conferences/ Workshops/Symposia organized by the IQAC

Total Nos.

International

National

State

Institution Level

01

(ii) Themes

2.14 Significant Activities and contributions made by IQAC

Preparation of PBAS, CAS of Faculty members, Interaction with head with the Internship School head, Faculty meet, Student meet, non-teaching meet, alumni meet, preparing action plans etc.

2.15 Plan of Action by IQAC/Outcome

The plan of action chalked out by the IQAC in the beginning of the year towards quality enhancement and the outcome achieved by the end of the year *

Plan of Action	Achievements
ICT based teaching learning environment	Reflection is found on University result of the students
Preparing college research committee	Most of the faculty members received minor research projects
Value based education	New building
Total development	Semi automated library
	Wi-fi campus

Enhance co scholastic skills	ICT based Classroom
Infrastructural development	

* Attach the Academic Calendar of the year as Annexure.

2.15 Whether the AQAR was placed in statutory body Yes ☒ No ☐

Management ☐ Syndicate ☐ Any other body ☐

Provide the details of the action taken

- ✓ Formulates College Research Committee
- ✓ Helps Teacher to prepare PBAS
- ✓ Online admission
- ✓ Conducts CAS at time of promotion of the faculty
- ✓ Opinion exchange regarding academic excellence
- ✓ Arrangement for student feedback responses
- ✓ Development of quality culture in the Institution
- ✓ Facilitating the criterion of a learner-centric environment conducive for quality education
- ✓ Faculty maturation to adopt the required knowledge and technology for participatory teaching and learning process
- ✓ Documentation of the various programmes/activities of the Institution: leading to quality improvement
- ✓ Linkage between Practice teaching schools time to time as per modified teacher education programme

Criterion – I

1. Curricular Aspects

1.1 Details about Academic Programmes

Level of the Programme	Number of existing Programmes	Number of programmes added during the year	Number of self-financing programmes	Number of value added / Career Oriented programmes
PhD				
PG				
UG	02			
PG Diploma				

Advanced Diploma				
Diploma				
Certificate				
Others				
Total	02			

Interdisciplinary				
Innovative				

- 1.2 (i) Flexibility of the Curriculum: CBCS/Core/Elective option / Open options
(ii) Pattern of programmes:

Pattern Number of programmes
Semester **02**
Trimester
Annual

1.3 Feedback from stakeholders* Alumni ☐ Parents ☐ Employers ☐ Students ☒
(On all aspects)

Mode of feedback : Online ☐ Manual ☒ Co-operating schools (for PEI) ☐

**Please provide an analysis of the feedback in the Annexure*

- 1.4 Whether there is any revision/update of regulation or syllabi, if yes, mention their salient aspects.

SYLLABI RESTUCTURED AS PER NCTE GUIDELINE

- 1.5 Any new Department/Centre introduced during the year. If yes, give details.

Criterion – II

2. Teaching, Learning and Evaluation

2.1 Total No. of permanent faculty

Total	Asst. Professors	Associate Professors	Professors	Others
21	18	03		1 Principal

2.2 No. of permanent faculty with Ph.D.

16

2.3 No. of Faculty Positions Recruited (R) and Vacant (V) during the year

Asst. Professors		Associate Professors		Professors		Others		Total	
R	V	R	V	R	V	R	V	R	V
00	01							00	01

2.4 No. of Guest and Visiting faculty and Temporary faculty

22

0

0

2.5 Faculty participation in conferences and symposia:

No. of Faculty	International level	National level	State level
Attended	02	05	02
Presented papers	01	02	
Resource Persons		01	

2.6 Innovative processes adopted by the institution in Teaching and Learning:

ICT based Teaching Learning

2.7 Total No. of actual teaching days during this academic year

191

2.8 Examination/ Evaluation Reforms initiated by the Institution (for example: Open Book Examination, Bar Coding, Double Valuation, Photocopy, Online Multiple Choice Questions)

00

2.9 No. of faculty members involved in curriculum restructuring/revision/syllabus development as member of Board of Study/Faculty/Curriculum Development workshop

04	00	02
-----------	-----------	-----------

2.10 Average percentage of attendance of students

99%

2.11 Course/Programme wise distribution of pass percentage :

Title of the Programme	Total no. of students appeared	Division				
		Distinction %	I %	II %	III %	Pass %
B.Ed	191		99.47	.53		100
B.P.Ed	98		96.93	3.07		100

2.12 How does IQAC Contribute/Monitor/Evaluate the Teaching & Learning processes:

Face to face feedback is taken by IQAC

2.13 Initiatives undertaken towards faculty development

<i>Faculty / Staff Development Programmes</i>	<i>Number of faculty benefitted</i>
Refresher courses	02
UGC – Faculty Improvement Programme	
HRD programmes	
Orientation programmes	02
Faculty exchange programme	
Staff training conducted by the university	
Staff training conducted by other institutions	01
Summer / Winter schools, Workshops, etc.	
Others	

2.14 Details of Administrative and Technical staff

Category	Number of Permanent Employees	Number of Vacant Positions	Number of permanent positions filled during the Year	Number of positions filled temporarily
Administrative Staff	14	06	00	00
Technical Staff	00	01	00	00

Criterion – III

3. Research, Consultancy and Extension

3.1 Initiatives of the IQAC in Sensitizing/Promoting Research Climate in the institution

IQAC formulates College Research Committee

3.2 Details regarding major projects

	Completed	Ongoing	Sanctioned	Submitted
Number				
Outlay in Rs. Lakhs				

3.3 Details regarding minor projects

	Completed	Ongoing	Sanctioned	Submitted
Number	02	03		00
Outlay in Rs. Lakhs				

3.4 Details on research publications

	International	National	Others
Peer Review Journals	02	10	
Non-Peer Review Journals		06	
e-Journals		02	
Conference proceedings		05	

3.5 Details on Impact factor of publications:

Range Average ☒ h-index Nos. in SCOPUS

3.6 Research funds sanctioned and received from various funding agencies, industry and other organisations

Nature of the Project	Duration Year	Name of the funding Agency	Total grant sanctioned	Received
Major projects				
Minor Projects	18 months	UGC	4,00,000	2,80,000
Interdisciplinary Projects				
Industry sponsored				
Projects sponsored by the University/ College				
Students research projects <i>(other than compulsory by the University)</i>				
Any other(Specify)				
Total				

3.7 No. of books published i) With ISBN No.

01

Chapters in Edited Books

ii) Without ISBN No.

3.8 No. of University Departments receiving funds from

UGC-SAP CAS

DST-FIST

DPE

DBT Scheme/funds

3.9 For colleges

Autonomy CPE

DBT Star Scheme

INSPIRE CE

Any Other (specify)

3.10 Revenue generated through consultancy

00

3.11 No. of conferences

organized by the Institution

Level	International	National	State	University	College
Number		01			
Sponsoring agencies		UGC			

3.12 No. of faculty served as experts, chairpersons or resource persons

01

3.13 No. of collaborations

International

National

Any other

3.14 No. of linkages created during this year

3.15 Total budget for research for current year in lakhs :

From Funding agency

2,80,000

From Management of University/College

Total

2,80,000

3.16 No. of patents received this year

Type of Patent		Number
National	Applied	
	Granted	
International	Applied	
	Granted	
Commercialised	Applied	
	Granted	

3.17 No. of research awards/ recognitions received by faculty and research fellows
Of the institute in the year

Total	International	National	State	University	Dist	College

3.18 No. of faculty from the Institution
who are Ph. D. Guides
and students registered under them

3.19 No. of Ph.D. awarded by faculty from the Institution

3.20 No. of Research scholars receiving the Fellowships (Newly enrolled + existing ones)

JRF

SRF

Project Fellows

Any other

3.21 No. of students Participated in NSS events:

University level

State level

National level

International level

3.22 No. of students participated in NCC events:

University level	<input type="text"/>	State level	<input type="text"/>
National level	<input type="text"/>	International level	<input type="text"/>

3.23 No. of Awards won in NSS:

University level	<input type="text"/>	State level	<input type="text"/>
National level	<input type="text"/>	International level	<input type="text"/>

3.24 No. of Awards won in NCC:

University level	<input type="text"/>	State level	<input type="text"/>
National level	<input type="text"/>	International level	<input type="text"/>

3.25 No. of Extension activities organized

University forum	<input type="text"/>	College forum	<input type="text"/>
NCC	<input type="text"/>	NSS	<input type="text"/>
		Any other	<input type="text"/>

3.26 Major Activities during the year in the sphere of extension activities and Institutional Social Responsibility

- Platinum Jubilee Celebration
- Institution –Practice teaching School interaction
- Swach Bharat Avijan

Criterion – IV

4. Infrastructure and Learning Resources

4.1 Details of increase in infrastructure facilities:

Facilities	Existing	Newly created	Source of Fund	Total
Campus area	5.20 acre	0	-	5.20 acre
Class rooms	09	0		09
Laboratories	08	0		08

Seminar Halls	01	0		01
No. of important equipments purchased (\geq 1-0 lakh) during the current year.				
Value of the equipment purchased during the year (Rs. in Lakhs)				
Others				

4.2 Computerization of administration and library

Finance and Library section is fully computerised.

4.3 Library services:

	Existing		Newly added		Total	
	No.	Value	No.	Value	No.	Value
Text Books	14002		732		14734	
Reference Books	550		34		584	
e-Books	80809				0	
Journals	21		0		21	
e-Journals	3828		0		3828	
Digital Database	0		0		0	
CD & Video	22		0		22	
Others (specify)						

4.4 Technology up gradation (overall)

	Total Computers	Computer Labs	Internet	Browsing Centres	Computer Centres	Office	Departments	Others
Existing	25	01	16	0	0	01	02	
Added	05	0	0	02	01	0	0	
Total	30	01	16	02	01	01	02	

4.5 Computer, Internet access, training to teachers and students and any other programme for technology upgradation (Networking, e-Governance etc.)

00

4.6 Amount spent on maintenance in lakhs :

i) ICT	75,000
ii) Campus Infrastructure and facilities	100,000
iii) Equipments	120,000
iv) Others	50,000
Total :	345,000

Criterion – V

5. Student Support and Progression

5.1 Contribution of IQAC in enhancing awareness about Student Support Services

IQAC organizes Co-scholastic activities through co-curricular activities committee

5.2 Efforts made by the institution for tracking the progression

Internal Assessment, Class test.

5.3 (a) Total Number of students

UG	PG	Ph. D.	Others
579			

(b) No. of students outside the state

02

(c) No. of international students

0

	No	%		No	%
Men	338	58.37	Women	241	41.63

Last Year						This Year					
General	SC	ST	OBC	Physically Challenged	Total	General	SC	ST	OBC	Physically Challenged	Total
403	88	36	46	06	579	403	88	36	46	06	579

Demand ratio **1:6**

Dropout % **0**

5.4 Details of student support mechanism for coaching for competitive examinations (If any)

SSC TET

NET-SET

No. of students beneficiaries

12

5.5 No. of students qualified in these examinations

NET

02

SET/SLET

00

GATE

CAT

IAS/IPS etc

State PSC

UPSC

Others

5.6 Details of student counselling and career guidance

Such mechanism is not followed

No. of students benefitted

5.7 Details of campus placement

*On campus*Number of
Organizations
VisitedNumber of Students
ParticipatedNumber of
Students Placed*Off Campus*

Number of Students Placed

5.8 Details of gender sensitization programmes

5.9 Students Activities

5.9.1 No. of students participated in Sports, Games and other events

State/ University level

25

National level

02

International level

No. of students participated in cultural events

State/ University level

03

National level

International level

5.9.2 No. of medals /awards won by students in Sports, Games and other events

Sports : State/ University level National level International level Cultural: State/ University level National level International level

5.10 Scholarships and Financial Support

	Number of students	Amount
Financial support from institution	06	10000
Financial support from government	126	189000
Financial support from other sources	35	52,500
Number of students who received International/ National recognitions		

5.11 Student organised / initiatives

Fairs : State/ University level National level International level Exhibition: State/ University level National level International level 5.12 No. of social initiatives undertaken by the students

5.13 Major grievances of students (if any) redressed: _____

Criterion – VI**6. Governance, Leadership and Management**

6.1 State the Vision and Mission of the institution

Vision: Liaison, Learning, Learning, Leadership, Luculence**Mission: Pedagogical excellence, teaching through dedication, Promote ideal moral character, democratic decision making, solidarity of mankind, systemization of academic lacuna**

6.2 Does the Institution has a management Information System

6.3 Quality improvement strategies adopted by the institution for each of the following:

6.3.1 Curriculum Development

Followed University Curriculum

Faculty device the module and submitted to the Principal

6.3.2 Teaching and Learning

ICT based, Face to Face interaction, Project, Seminar

6.3.3 Examination and Evaluation

As per University schedule and syllabus

6.3.4 Research and Development

UGC funded MRP, books and journal publication

6.3.5 Library, ICT and physical infrastructure / instrumentation

New books and journals, e-journal, Laboratory equipments

6.3.6 Human Resource Management

6.3.7 Faculty and Staff recruitment

6.3.8 Industry Interaction / Collaboration

6.3.9 Admission of Students

As per merit list

6.4 Welfare schemes for

Teaching	
Non teaching	
Students	Through Student Aids fund

6.5 Total corpus fund generated

6.6 Whether annual financial audit has been done

Yes

☒

No

☐

6.7 Whether Academic and Administrative Audit (AAA) has been done?

Audit Type	External		Internal	
	Yes/No	Agency	Yes/No	Authority
Academic			Yes	State
Administrative	Yes	Govt.		

6.8 Does the University/ Autonomous College declares results within 30 days?

For UG Programmes

Yes

☐

No

☐

For PG Programmes

Yes

☐

No

☐

6.9 What efforts are made by the University/ Autonomous College for Examination Reforms?

6.10 What efforts are made by the University to promote autonomy in the affiliated/constituent colleges?

6.11 Activities and support from the Alumni Association

Encourages top ranking students by felicitation

6.12 Activities and support from the Parent – Teacher Association

6.13 Development programmes for support staff

Programme on Paper less governance

6.14 Initiatives taken by the institution to make the campus eco-friendly

- **Campus Cleaning**
- **Herbal plantation**
- **Gardening**

Criterion – VII

7. Innovations and Best Practices

7.1 Innovations introduced during this academic year which have created a positive impact on the functioning of the institution. Give details.

Wi-fi campus, semi automated library, ICT based classroom, adoption of new curriculum quickly and interaction with other institutions of local domain

7.2 Provide the Action Taken Report (ATR) based on the plan of action decided upon at the beginning of the year

Wifi campus, INFLIBNET, e-books and e-journal facility, routine health check-up of students and faculty, enhance social responsibility through awareness programme, paperless office work

7.3 Give two Best Practices of the institution (*please see the format in the NAAC Self-study Manuals*)

Institutional field sharing for games and sports (Annexure 1)
Opinion exchange and observation of other Institutional library by our Library staff

**Provide the details in annexure (annexure need to be numbered as i, ii,iii)*

7.4 Contribution to environmental awareness / protection

- **Tree plantation**
- **LED monitor in lieu of CRT**
- **Gardening**
- **Everyday Campus cleaning**
- **Include environmental education in the optional paper**

7.5 Whether environmental audit was conducted?

Yes

☐

No

☒

7.6 Any other relevant information the institution wishes to add. (for example SWOT Analysis)

Strength:

- Qualified Faculty
- Faculty-Student teacher interface
- Enriched Library
- Well-equipped Laboratories
- Sound Infrastructure
- Consistent excellent Academic output
- Well-built Alumni Association
- Fine tuning with practice teaching school
- Merit based online admission procedure
- e-journal facility


Weakness:

- Lack of virtual classroom facility
- No auditorium
- Absence of proper refilling of ground

8. Plans of institution for next year

- Paperless office
- Full automated library
- Virtual Classroom
- Opening of NSS course
- M.A. in education
- M.Ed. & M.P.Ed course
- Swimming Pool

Name: **Dr. Aniruddha Chakraborty**


*Signature of the Coordinator, IQAC*Name: **Dr. Sasim Kabiraj Thakur**


Signature of the Chairperson, IQAC

_____*_*_*____

Annexure -1**Best Practice in the Institution (I)**

Title of the Practice	Institutional Field sharing for Games and Sports
Goal of the Practice	To maintain friendly atmosphere with college other organizations as well as educational Institutions. Existing B.P.Ed. Students may directly involve to office and field management of games and sports.
The Process	Other Institutions apply to the Institution and Institution provides the date to the applicant as per availability. Head of department of the Physical Education selects the officials from our student teachers and they perform on the day to experience themselves in real field.
Impact of the Practice	<ul style="list-style-type: none"> ✓ Enable our student teachers to gather actual situation of the practical field ✓ College creates a good relation with the neighbouring Institution as well as Municipality and Government organizations.
Contact Person	Dr. Sasim Kabiraj Thakur Principal Union Christian Training College (B⁺) Berhampore, Murshidabad, 742101 e-mail: principaluctc@rediffmail.com

Annexure -2**Best Practice in the Institution (II)**

Title of the Practice	Opinion exchange and observation of other institutional our library by our Library staff
Goal of the Practice	To refresh the library staff and educate them about the existing work practices in other Institutional library.
The Process	The library staff members are taken for a one day trip to nearest Institutional library to observe the activities and current advancement in library and information system that they are functioning. The purpose being to refresh them. They interact with the Institutional staff and if any suggestion is given they provide.
Impact of the Practice	There is qualitative improvement in the services offered to the student teachers by the staff.
Contact Person	Dr. Sasim Kabiraj Thakur Principal Union Christian Training College (B⁺) Berhampore, Murshidabad, 742101 e-mail: principaluctc@rediffmail.com

The Annual Quality Assurance Report (AQAR) of the IQAC

All NAAC accredited institutions will submit an annual self-reviewed progress report to NAAC, through its IQAC. The report is to detail the tangible results achieved in key areas, specifically identified by the institutional IQAC at the beginning of the academic year. The AQAR will detail the results of the perspective plan worked out by the IQAC. (Note: The AQAR period would be the Academic Year. For example, July 1, 2012 to June 30, 2013)

Part – A

AQAR for the year (for example 2013-14)

2014-15

1. Details of the Institution

1.1 Name of the Institution

UNION CHRISTIAN TRAINING COLLEGE

1.2 Address Line 1

107, NETAJI ROAD

Address Line 2

City/Town

BERHAMPORE

State

WEST BENGAL

Pin Code

742101

Institution e-mail address

principaluctc@rediffmail.com

Contact Nos.

03482-250254

Name of the Head of the Institution:

DR. SASIM KABIRAJ THAKUR

Tel. No. with STD Code:

03482-250254

Mobile:

+91-9932886234

Name of the IQAC Co-ordinator:

DR ANIRUDDHA CHAKRABORTY

Mobile:

+91-9434115809

IQAC e-mail address:

ani.c1234@rediffmail

1.3 NAAC Track ID (For ex. MHC0GN 18879)

WBCOTE13887

OR

1.4 NAAC Executive Committee No. & Date:

(For Example EC/32/A&A/143 dated 3-5-2004.
This EC no. is available in the right corner- bottom
of your institution's Accreditation Certificate)

EC/49/A&A/42 DATED 15-06-2009 (B.Ed)

EC/49/A&A/43 DATED 15-06-2009 (B.P.Ed)

1.5 Website address:

www.uctcollege.org

Web-link of the AQAR:

http://www.uctcollege.org/download/pdf/AQAR_UCTC.pdf

For ex. <http://www.ladykeanecollege.edu.in/AQAR2012-13.doc>

1.6 Accreditation Details

Sl. No.	Cycle	Grade	CGPA	Year of Accreditation	Validity Period
1	1 st Cycle	B	2.72 (B.Ed) & 2.55 (B.P.Ed)	2009	2014
2	2 nd Cycle				

3	3 rd Cycle				
4	4 th Cycle				

1.7 Date of Establishment of IQAC :

DD/MM/YYYY

12/09/2009

1.8 Details of the previous year's AQAR submitted to NAAC after the latest Assessment and Accreditation by NAAC ((for example AQAR 2010-11 submitted to NAAC on 12-10-2011))

- i. **AQAR 2009-10 submitted to NAAC on 19/08/2011**
- ii. **AQAR 2010-11 submitted to NAAC on 19/08/2011**
- iii. **AQAR 2011-12 submitted to NAAC on 23/08/2012**
- iv. **AQAR 2012-13 submitted to NAAC on 11/08/2013**
- v. **AQAR 2013-14 submitted to NAAC on 17.02.2015**

1.9 Institutional Status

University State ☐ Central ☐ Deemed ☐ Private ☐

Affiliated College Yes ☒ No ☐

Constituent College Yes ☐ No ☐

Autonomous college of UGC Yes ☐ No ☐

Regulatory Agency approved Institution Yes ☒ No ☐

(eg. AICTE, BCI, MCI, PCI, NCI)

Type of Institution Co-education ☒ Men ☐ Women ☐

Urban ☐ Rural ☐ Tribal ☐

Financial Status Grant-in-aid ☒ UGC 2(f) ☒ UGC 12B ☒

Grant-in-aid + Self Financing ☐ Totally Self-financing ☐

1.10 Type of Faculty/Programme

Arts ☐ Science ☐ Commerce ☐ Law ☐ PEI (Phys Edu) ☒

TEI (Edu) ☒ Engineering ☐ Health Science ☐ Management ☐

Others (Specify)

1.11 Name of the Affiliating University (*for the Colleges*)

UNIVERSITY OF KALYANI

1.12 Special status conferred by Central/ State Government-- UGC/CSIR/DST/DBT/ICMR etc

Autonomy by State/Central Govt. / University

NA

University with Potential for Excellence

NA

UGC-CPE

NA

DST Star Scheme

NA

UGC-CE

NA

UGC-Special Assistance Programme

NA

DST-FIST

NA

UGC-Innovative PG programmes

NA

Any other (*Specify*)

NA

UGC-COP Programmes

NA

2. IQAC Composition and Activities

2.1 No. of Teachers

06

2.2 No. of Administrative/Technical staff

02

2.3 No. of students

02

2.4 No. of Management representatives

02

2.5 No. of Alumni

03

2.6 No. of any other stakeholder and
community representatives

01

2.7 No. of Employers/ Industrialists

2.8 No. of other External Experts

2.9 Total No. of members

16

2.10 No. of IQAC meetings held 04

2.11 No. of meetings with various stakeholders:

No.

01

Faculty

03

Non-Teaching Staff

01

Students

03

Alumni

01

Others

01

2.12 Has IQAC received any funding from UGC during the year?

Yes

☒

No

☐

If yes, mention the amount

RS.3,00,000

2.13 Seminars and Conferences (only quality related)

(i) No. of Seminars/Conferences/ Workshops/Symposia organized by the IQAC

Total Nos.

1

International

☐

National

☐

State

☐

Institution Level

¥

(ii) Themes

Workshop on internship on teacher education

2.14 Significant Activities and contributions made by IQAC

Preparation of PBAS, CAS of Faculty ,Feedback taken hm

2.15 Plan of Action by IQAC/Outcome

The plan of action chalked out by the IQAC in the beginning of the year towards quality Enhancement and the outcome achieved by the end of the year *

Plan of Action	Achievements
Provide best effort toTeaching learning Value based education Total development Enhance co scholastic skills	Reflection is found on University result of the students -100%pass out in 2015 result of University

* Attach the Academic Calendar of the year as Annexure.

2.15 Whether the AQAR was placed in statutory body Yes No

Management ☐ Syndicate ☐ Any other body ☐

Provide the details of the action taken

- **Formulates College Research Committee**
- **Meets Practice teaching Schools Heads**
- **Plan for open stage**

Part – B

Criterion – I

1. Curricular Aspects

1.1 Details about Academic Programmes

Level of the Programme	Number of existing Programmes	Number of programmes added during the year	Number of self-financing programmes	Number of value added / Career Oriented programmes
PhD	0	0	0	0
PG	0	0	0	0
UG	02	0	0	0
PG Diploma	0	0	0	0
Advanced Diploma	0	0	0	0
Diploma	0	0	0	0
Certificate	0	0	0	0
Others	0	0	0	0
Total	02	0	0	0
Interdisciplinary		0		
Innovative				

1.2 (i) Flexibility of the Curriculum: CBCS/Core/Elective option / Open options

(ii) Pattern of programmes:

Pattern Number of programmes

Semester

Trimester

Annual **02**

1.3 Feedback from stakeholders* Alumni ☐ Parents ☐ Employers ☐ Students ☒

(On all aspects)

Mode of feedback : Online ☐ Manual ☒ Co-operating schools (for PEI) ☐

1.4 Whether there is any revision/update of regulation or syllabi, if yes, mention their salient aspects.

SYLLABI RESTUCTURED AS PER NCTE GUIDELINE,2014 for two years

1.5 Any new Department/Centre introduced during the year. If yes, give details.

ODL-B.ED AND ODL D.EL.ED.

Criterion – II

2. Teaching, Learning and Evaluation

2.1 Total No. of permanent faculty

Total	Asst. Professors	Associate Professors	Professors	Others
21	20			1 Principal

2.2 No. of permanent faculty with Ph.D.

16

2.3 No. of Faculty Positions Recruited (R) and Vacant (V) during the year

Asst. Professors		Associate Professors		Professors		Others		Total	
R	V	R	V	R	V	R	V	R	V
00	01							00	01

2.4 No. of Guest and Visiting faculty and Temporary faculty

2

05

0

2.5 Faculty participation in conferences and symposia:

No. of Faculty	International level	National level	State level
Attended	03	20	01
Presented papers	05	11	
Resource Persons	02	01	01

2.6 Innovative processes adopted by the institution in Teaching and Learning:

ICT based Teaching Learning

2.7 Total No. of actual teaching days during this academic year

189

2.8 Examination/ Evaluation Reforms initiated by the Institution (for example: Open Book Examination, Bar Coding, Double Valuation, Photocopy, Online Multiple Choice Questions)

00

2.9 No. of faculty members involved in curriculum restructuring/revision/syllabus development as member of Board of Study/Faculty/Curriculum Development workshop

06

02

21

2.10 Average percentage of attendance of students

98%

2.11 Course/Programme wise distribution of pass percentage:

Title of the Programme	Total no. of students appeared	Division				
		Distinction %	I %	II %	III %	Pass %
B.Ed	200		99.95	.5		100
B.P.Ed	50		92	08		100

2.12 How does IQAC Contribute/Monitor/Evaluate the Teaching & Learning processes:

Face to face feedback is taken by IQAC

2.13 Initiatives undertaken towards faculty development

<i>Faculty / Staff Development Programmes</i>	<i>Number of faculty benefitted</i>
Refresher courses	03
UGC – Faculty Improvement Programme	0
HRD programmes	0
Orientation programmes	0
Faculty exchange programme	0
Staff training conducted by the university	01
Staff training conducted by other institutions	04
Summer / Winter schools, Workshops, etc.	0
Others	0

2.14 Details of Administrative and Technical staff

Category	Number of Permanent Employees	Number of Vacant Positions	Number of permanent positions filled during the Year	Number of positions filled temporarily
----------	-------------------------------	----------------------------	--	--

Administrative Staff	17	02	00	00
Technical Staff	01	01	00	00

Criterion – III

3. Research, Consultancy and Extension

3.1 Initiatives of the IQAC in Sensitizing/Promoting Research Climate in the institution

IQAC formulates College Research Committee

3.2 Details regarding major projects: NA

	Completed	Ongoing	Sanctioned	Submitted
Number				
Outlay in Rs. Lakhs				

3.3 Details regarding minor projects

	Completed	Ongoing	Sanctioned	Submitted
Number	02	04		01
Outlay in Rs. Lakhs	250000	1000000		250000

3.4 Details on research publications

	International	National	Others
Peer Review Journals	04	14	
Non-Peer Review Journals		04	
e-Journals		02	
Conference proceedings		11	

3.5 Details on Impact factor of publications:

Range Average ☒ h-index Nos. in SCOPUS

3.6 Research funds sanctioned and received from various funding agencies, industry and other organisations

Nature of the Project	Duration Year	Name of the funding Agency	Total grant sanctioned	Received
Major projects				
Minor Projects	18 months	UGC	10,00,000	6,80,000
Interdisciplinary Projects				
Industry sponsored				
Projects sponsored by the University/ College				
Students research projects (other than compulsory by the University)				
Any other(Specify)				
Total				

3.7 No. of books published i) With ISBN No. **02** Chapters in Edited Books

ii) Without ISBN No.

3.8 No. of University Departments receiving funds from

UGC-SAP CAS DST-FIST
DPE DBT Scheme/funds

3.9 For colleges Autonomy CPE DBT Star Scheme
INSPIRE CE Any Other (specify)

3.10 Revenue generated through consultancy **00**

3.11 No. of conferences
organized by the Institution

Level	International	National	State	University	College
Number		01			
Sponsoring agencies		UGC			

3.12 No. of faculty served as experts, chairpersons or resource persons **04**

3.13 No. of collaborations International National Any other

3.14 No. of linkages created during this year

3.15 Total budget for research for current year in lakhs : NA

From Funding agency **6,80,000** From Management of University/College

Total **6,80,000**

3.16 No. of patents received this year

Type of Patent		Number
National	Applied	0
	Granted	0
International	Applied	0
	Granted	0
Commercialised	Applied	0
	Granted	0

3.17 No. of research awards/ recognitions received by faculty and research fellows
Of the institute in the year

Total	International	National	State	University	Dist	College
0						

3.18 No. of faculty from the Institution
who are Ph. D. Guides
and students registered under them

01

0

3.19 No. of Ph.D. awarded by faculty from the Institution

0

3.20 No. of Research scholars receiving the Fellowships (Newly enrolled + existing ones)

JRF 0

SRF 0

Project Fellows 0

Any other 0

3.21 No. of students Participated in NSS events:

University level 0

State level 0

National level 0

International level 0

3.22 No. of students participated in NCC events:

University level 0

State level 0

National level 0

International level 0

3.23 No. of Awards won in NSS:

University level 0

State level 0

National level 0

International level 0

3.24 No. of Awards won in NCC:

University level 0

State level 0

National level 0

International level 0

3.25 No. of Extension activities organized

University forum	<input type="text" value="0"/>	College forum	<input type="text" value="0"/>	
NCC	<input type="text" value="0"/>	NSS	<input type="text" value="0"/>	Any other <input type="text" value="0"/>

3.26 Major Activities during the year in the sphere of extension activities and Institutional Social Responsibility

- Platinum Jubilee Celebration
- Institution –Practice teaching School interaction
- Consciousness programme on proper savings by BANK OF BARODA

Criterion – IV

4. Infrastructure and Learning Resources

4.1 Details of increase in infrastructure facilities:

Facilities	Existing	Newly created	Source of Fund	Total
Campus area	5.20 acre	0	-	5.20 acre
Class rooms	09	01	State	09
Laboratories	08	0		08
Seminar Halls	01	0		01
No. of important equipments purchased (≥ 1-0 lakh) during the current year.	2	2	COLLEGE	2
Value of the equipment purchased during the year (Rs. in Lakhs)	2	2	COLLEGE	2
Others				

4.2 Computerization of administration and library

Finance and Library section is fully computerised.

4.3 Library services:

	Existing		Newly added		Total	
	No.	Value	No.	Value	No.	Value
Text Books	16002		1268	160000	16002	160000
Reference Books	494		34		528	
e-Books	0				0	
Journals	21		0		21	
e-Journals	3370		0		3370	
Digital Database	0		0		0	
CD & Video	22		0		22	
Others (specify)						

4.4 Technology up gradation (overall)

	Total Computers	Computer Labs	Internet	Browsing Centres	Computer Centres	Office	Departments	Others
Existing	30	01	16	0	0	01	02	
Added	01	01	0	02	01	0	0	
Total	31	01	16	02	01	01	02	

4.5 Computer, Internet access, training to teachers and students and any other programme for technology upgradation (Networking, e-Governance etc.)

00

4.6 Amount spent on maintenance in lakhs :

i) ICT	35,000
ii) Campus Infrastructure and facilities	15,00,000
iii) Equipments	29,000
iv) Others	11,000
Total :	15,75,000

Criterion – V

5. Student Support and Progression

5.1 Contribution of IQAC in enhancing awareness about Student Support Services

IQAC organizes social awareness interaction with the student teachers

5.2 Efforts made by the institution for tracking the progression

0

5.3 (a) Total Number of students

UG	PG	Ph. D.	Others
250			

(b) No. of students outside the state

01

(c) No. of international students

0

No	%
150	60.2

Men

Women

No	%
95	37.8

Last Year						This Year					
General	SC	ST	OBC	Physically Challenged	Total	General	SC	ST	OBC	Physically Challenged	Total
126	55	17	46	06	250	116	55	17	56	06	250

Demand ratio **1:7**

Dropout % **0**

5.4 Details of student support mechanism for coaching for competitive examinations (If any)

SSC TET

NET-SET

09

No. of students beneficiaries

5.5 No. of students qualified in these examinations

NET	<input type="text" value="02"/>	SET/SLET	<input type="text" value="07"/>	GATE	<input type="text"/>	CAT	<input type="text"/>
IAS/IPS etc	<input type="text"/>	State PSC	<input type="text"/>	UPSC	<input type="text"/>	Others	<input type="text"/>

5.6 Details of student counselling and career guidance

Such mechanism is not followed

No. of students benefitted

5.7 Details of campus placement

	<i>On campus</i>		<i>Off Campus</i>
Number of Organizations Visited	Number of Students Participated	Number of Students Placed	Number of Students Placed
0	0	0	0

5.8 Details of gender sensitization programmes

NA

5.9 Students Activities

5.9.1 No. of students participated in Sports, Games and other events

State/ University level

National level

International level

No. of students participated in cultural events

State/ University level

National level

International level

5.9.2 No. of medals /awards won by students in Sports, Games and other events

Sports : State/ University level National level International level

Cultural: State/ University level National level International level

5.10 Scholarships and Financial Support

	Number of students	Amount
Financial support from institution	06	10000
Financial support from government	72	7,20,000
Financial support from other sources	30	56,500
Number of students who received International/ National recognitions		

5.11 Student organised / initiatives

Fairs : State/ University level National level International level

Exhibition: State/ University level National level International level

5.12 No. of social initiatives undertaken by the students

5.13 Major grievances of students (if any) redressed: ____NO_____

Criterion – VI

6. Governance, Leadership and Management

6.1 State the Vision and Mission of the institution

Vision: Liaison, Learning, Learning, Leadership, Luculence

Mission: Pedagogical excellence, teaching through dedication, Promote ideal moral character, democratic decision making, solidarity of mankind, systemization of academic lacuna

6.2 Does the Institution has a management Information System

NO

6.3 Quality improvement strategies adopted by the institution for each of the following:

6.3.1 Curriculum Development

Followed University Curriculum

6.3.2 Teaching and Learning

ICT based

Face to Face interaction

6.3.3 Examination and Evaluation

As per University schedule and syllabus

6.3.4 Research and Development

UGC funded MRP, books and journal publication

6.3.5 Library, ICT and physical infrastructure / instrumentation

New books and journals, ejournal, Laboratory equipments

6.3.6 Human Resource Management

6.3.7 Faculty and Staff recruitment

00

6.3.8 Industry Interaction / Collaboration

6.3.9 Admission of Students

As per merit list

6.4 Welfare schemes for

Teaching	
Non teaching	
Students	Through Student Aids fund

6.5 Total corpus fund generated

00

6.6 Whether annual financial audit has been done Yes ☒ No ☐

6.7 Whether Academic and Administrative Audit (AAA) has been done?

Audit Type	External		Internal	
	Yes/No	Agency	Yes/No	Authority
Academic			Yes	State
Administrative	Yes	Govt.		

6.8 Does the University/ Autonomous College declares results within 30 days?

For UG Programmes Yes ☐ No ☒

For PG Programmes Yes ☐ No ☐

6.9 What efforts are made by the University/ Autonomous College for Examination Reforms?

6.10 What efforts are made by the University to promote autonomy in the affiliated/constituent colleges?

6.11 Activities and support from the Alumni Association

Encourages top ranking students by felicitation

6.12 Activities and support from the Parent – Teacher Association

6.13 Development programmes for support staff

6.14 Initiatives taken by the institution to make the campus eco-friendly

- **Tree plantation**
- **Gardening**
- **Everyday Campus cleaning**

Criterion – VII

7. Innovations and Best Practices

7.1 Innovations introduced during this academic year which have created a positive impact on the functioning of the institution. Give details.

ODL mode B.Ed AND D.EL.ED course ha been initiated a per GOVT order

7.2 Provide the Action Taken Report (ATR) based on the plan of action decided upon at the beginning of the year

<p>Atomization of Library has been done</p> <p>Safe drinking water plantation</p> <p>CCTV surveillance</p>

7.3 Give two Best Practices of the institution

<p>College Field are given to various stake holders for sports and games</p> <p>Our multipurpose hall is also used for different cultural and social activities by the neighbourhood schools and associations</p>

7.4 Contribution to environmental awareness / protection

<ul style="list-style-type: none">• Tree plantation• Gardening• Everyday Campus cleaning• Seminar performed by the student teachers regarding environmental awareness
--

7.5 Whether environmental audit was conducted? Yes ☐ No ☒

7.6 Any other relevant information the institution wishes to add. (for example SWOT Analysis)

<p>Strength:</p> <ul style="list-style-type: none">➤ Qualified Faculty➤ Updated Curriculum➤ Faculty-Student teacher interface➤ Enriched Library➤ Well-equipped Laboratories➤ Sound Infrastructure➤ Consistent excellent Academic output➤ Well-built Alumni Association➤ Fine tuning with practice teaching school➤ Transparent admission procedure <p>Weakness:</p> <ul style="list-style-type: none">➤ Lack of Smart classroom facility➤ No good auditorium
--

8. Plans of institution for next year


- Online admission
- Laboratory development
- Infrastructural development
- e-book facility
- Digitalized SAR Submission facility

Name: **Dr. Aniruddha Chakraborty**



Signature of the Coordinator, IQAC

Name: **Dr. Sasim Kabiraj Thakur**



Signature of the Chairperson, IQAC


Annexure -1

ACADEMIC CALENDER: 2014-15

Month	Day of	Programme(s)	Remarks
July	16 th	Commencement of the Session.	
August	15 th	Independence Day.*	Observation
	20 th	Talent Search.	By the College
	27 th	Formation of Co-curricular Committee.	
September	5 th	Teacher's Day & Inter Section Foot Ball Match.	
	11 th	Picnic at Murshidabad.	
	20 th & 21 th	UGC Sponsored 1 st Seminar on Physical Education.	Two Day's
October	8 th	Sharod Utsav.	
November	19 th	One Day Tour.	If Possible
	3 rd Week	UGC Sponsored 2 nd Seminar	
December	1 st Week	UGC Sponsored 3 rd Seminar	
	14 th	Cultural Competition.	
	19 th	Christmas Celebration.	
January	From 2 nd Week	Practice Teaching.	
	23 rd	Netaji's Birthday.	

	26 th (Sunday)	Republic Day. *	Observation
February	2 nd Week	Indoor Games.	
	14 th	Annual Sports.	
	18 th - 28 th	Final Teaching	
	21 st	Antarjatik Matri Bhasha Divas.*	Observation
March	7 th	Closing Ceremony of Platinum Jubilee Programme and Cultural Prog. At Rabindrasadan.	By the College
	8 th	College Foundation Day & Re-union Programme	By the Alumni
April	1 st Week	Test Examination	
	2 nd Week	Annual Social Programme.	
May	(25 th Bai shakh)	Rabindra-Jayanti Programme.*	Observation
	2 nd Week	Final Practical Examination (All) of the University of Kalyani.	
June		Final Examination of the University of Kalyani.	

*Observation Day. N.B. Teachers are requested to be present on at least two Observation days.



Signature of the Principal

(Dr. Sasim Kabiraj Thakur)

